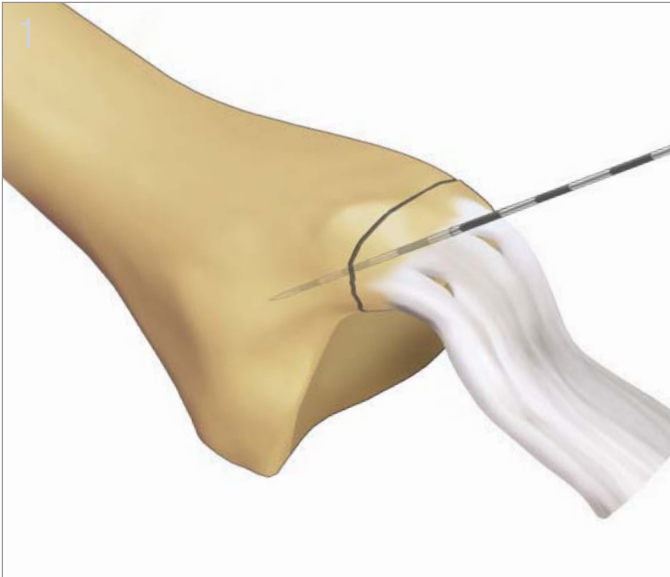




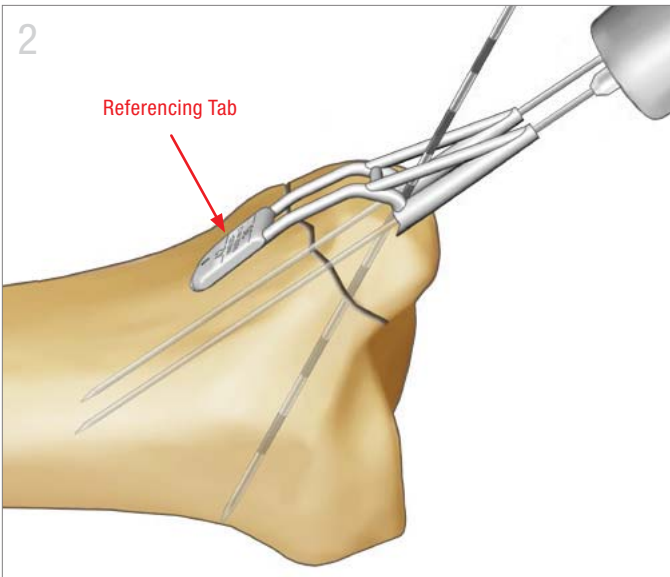
Medial Malleolar Sled™

Surgical Technique | *TriMed Ankle Fixation System™*



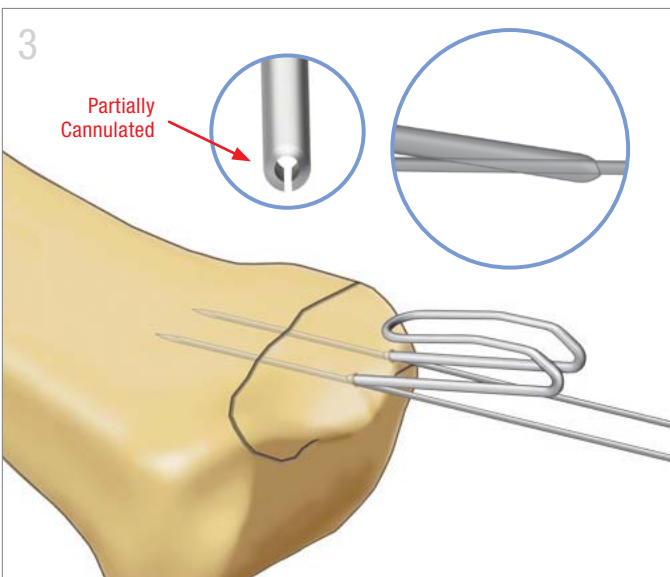
Exposure and Initial Reduction

- Expose medial malleolus with a longitudinal incision.
- Reduce fracture and insert a single 1.1mm (0.045”) K-wire in the center of the fragment for temporary fixation.



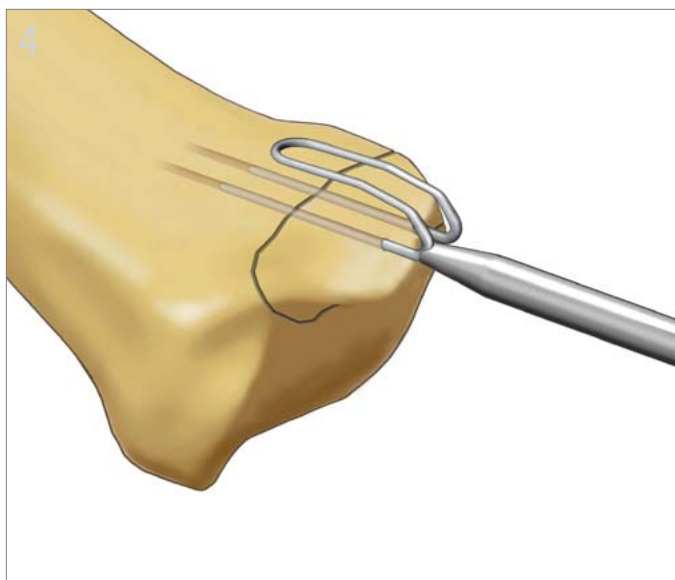
Preparation for Sled

- Apply the Medial Malleolar Sled Drill Guide against tip of medial malleolus by holding the referencing tab flush against the surface of the proximal fragment.
- Using the Sled Drill Guide, insert two 0.9mm (0.035”) guide wires across fracture site deep into the proximal fragment. Confirm position with X-ray.
- Remove the Sled Drill Guide. Using a 2.0mm (yellow) cannulated drill, drill over the 0.9mm guide wires, past fracture site deep enough to accommodate legs of the Sled.



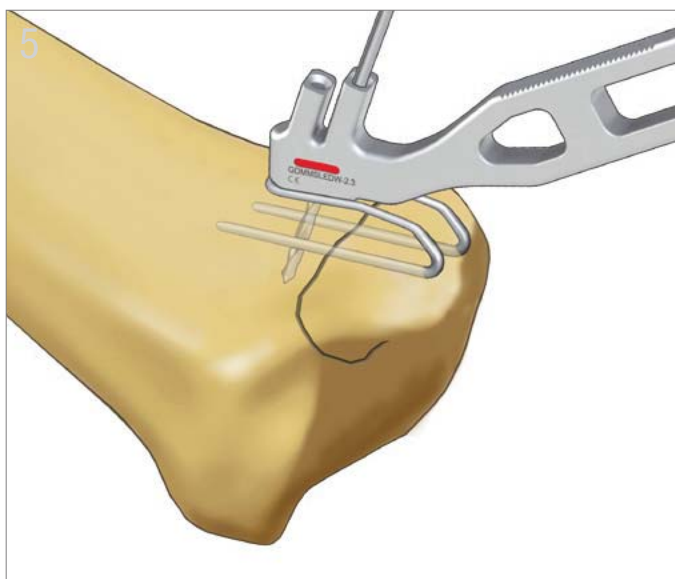
Sled and Wire Engagement

- Tilt Sled up and slide the partially cannulated legs of the Medial Malleolar Sled™ over the guide wires.
- Engage tips of the legs into the distal fragment.
- Remove the guide wires.



Sled Insertion

- Impact the Sled until it is fully seated against the distal fragment.



Apply Sled Washer

- Seat the groove of the Medial Malleolar Sled Washer Drill Guide against the proximal loop of the Sled and manually compress the fracture.
- Drill two holes with the 2.3mm (red) drill through the guide at an approximate 15° angle. Avoid penetration of the ankle joint.
- Remove the Washer Drill Guide and apply the Medial Malleolar Sled Washer.



Final Fixation

- Insert a 3.8mm cancellous bone screw into the distal hole but do not tighten completely to allow Sled to glide underneath the washer.
- Insert and tighten the second cancellous screw into the proximal hole. The screw head's profile will push the Sled proximally, compressing the fracture.
- Fully tighten the distal screw to complete fixation.

All implants made from surgical grade stainless steel

Medial Malleolar Sled™

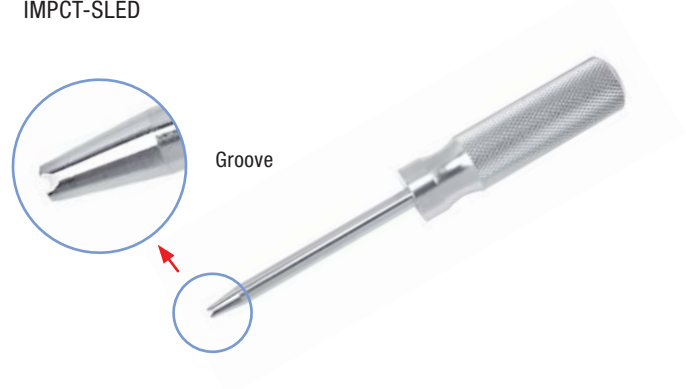
MMSLED-35 30mm
MMSLED-42 37mm
MMSLED-60* 51mm

*Special Order



Impactor

IMPCT-SLED



Sled Washer

MMSLEDW



Cancellous Screw

CAB3.8-xx
10mm to 40mm



Medial Malleolar Sled Guide

GDMMMSLED-0.9



Medial Malleolar Sled Washer Guide

GDMMMSLEDW-2.3



TriMed Ankle Fixation System™



Medial Malleolar Sled™



Sidewinder™



Ankle Hook Plate™



TriMed, Inc. / 27533 Avenue Hopkins / Valencia, CA 91355 USA / 800-633-7221 / www.trimedortho.com

Patent Coverage: TriMed, Inc. products are covered by patents issued in the U.S. and in foreign jurisdictions. The presently issued U.S. patents are: 5,709,682; 5,931,839; 5,941,878; 6,077,266; 6,113,603; 7,037,308; 7,195,633; 7,540,874; 8,177,822; 8,821,508; 8,906,070; 9,089,376; 9,283,010; 9,220,546. The TriMed Medial Malleolar Sled has U.S. and international patents pending. TriMed Medial Malleolar Sled is a trademark of TriMed, Inc.

The technique presented is one suggested surgical technique. The decision to use a specific implant and the surgical technique must be based on sound medical judgment by the surgeon that takes into consideration factors such as the circumstances and configuration of the injury.

